

# SIMPLYkinder

## Colorful Turkey Graph:

### Supplies:

- Printer
- White Card Stock
- Scissors
- Glue
- Crayons

### Set-Up:

- Print the die on white card stock
- Cut the die out and fold on the lines
- Glue the tabs and assemble the die

### Directions:

- Roll the die
- Graph the colors

### Terms of Use:

The following product was created by Raising Little Superheroes for Simply Kinder for you to use with your children or students at home, in a classroom, or other educational setting. Copying any part of this product and placing it on the internet in any form is strictly forbidden and is a violation of the Digital Millennium Copyright Act (DMCA). For more information, please read our [Terms of Use](#). Thank you!







### Graphics By:




Name:.....

# Colorful Turkey Graph

Directions: Roll the die and graph the colors

10						
9						
8						
7						
6						
5						
4						
3						
2						
1						
						



Name:.....

# Colorful Turkey Graph

Directions: Roll the die and graph the colors

10						
9						
8						
7						
6						
5						
4						
3						
2						
1						
	